

ESTANCIA MARIA BEHETY LODGE

RIO GRANDE - TIERRA DEL FUEGO, ARGENTINA



The Fly Shop

TRAVEL & TACKLE PLANNER

GPS Coordinates: 53°51'01.78"S | 68°09'15.14"W

WWW.THEFLYSHOP.COM



Trip Questionnaire: Please click on the link below. This will take you an electronic questionnaire form that we ask you to complete and submit to The Fly Shop. Please be sure to click the **“Submit”** button at the end of the form. The information provided will help us -- and the outfitter best coordinate your trip.

THANK YOU!! CLICK [HERE](#)

Weekly Fishing Reports:

If you would like to receive weekly fishing reports on the Rio Grande, please provide us with your e-mail address. The reports provide information on lines, flies, tippet, etc. as well as current water and weather conditions, and highlighted catches each week. Please email travel@theflyshop.com and request that you be put on the “Rio Grande Fishing Report E-mail List”.

Getting to Rio Grande, Tierra del Fuego

Arriving Buenos Aires:

Typically, Thursday: Depart home for Buenos Aires, Argentina. Most international flights from the United States or Europe to Buenos Aires, Argentina, depart mid-morning or early afternoon from a major airport, arriving the following morning (one day later) in the morning. Major carriers that service Buenos Aires include American Airlines, United Airlines, Delta Airlines, LAN, Aerolineas Argentina, Air France, British Airways, Canadian Airlines, and Lufthansa.

Call Alicia or Fabio @ Holdy Tours (800) 446-1111 | alicia@holdytours.com for assistance with international and in-county airline accommodations – they do a great job.

Typically, Friday: Arrive Buenos Aires, Argentina, transfer to hotel of your choice. All International flights into Argentina arrive at Ezeiza International Airport. You will first clear Immigrations (Passport Control) then you will retrieve your luggage and clear Customs. The entire arrival process in Buenos Aires should take between 45 minutes and 1 ½ half hours.

For your transfer from the Ezeiza International Airport to your hotel we suggest one of the following:

1. Just outside of customs, through sliding glass doors, you will enter an area where there will be some tour operators and transfer companies. There will be a transfer company kiosk named Manuel Tienda Leone. You can contract with this company (they speak perfect English) for group or individual auto transfer to your hotel. The auto transfer takes about 45-minutes, depending on traffic and costs between \$30 and \$50 USD. <http://www.tiendaleon.com.ar/home/home.asp>
2. Another alternative would be to contact Alicia Regueiro or Fabio Rodriguez of Holdy Tours before your trip and pre-arrange for a private meet/greet at the airport and hotel transfer utilizing the ground services of LOL Argentina. You can contact Holdy Tours via email alicia@holdytours.com or fabio@holdytours.com | Phone: (800) 446-1111 | (925) 927-6617 | FAX: (925) 927-6640.

Currently, we are recommending flying into Ushuaia (USH) and out of Rio Grande (RGA)

AEROLINEAS ARGENTINAS – AR 1888
BUENOS AIRES, JORGE NEWBERY (AEP) TO USHUAIA. TDF (USH)
DEPART: 08:45 AM ARRIVE: 12:25 PM



AEROLINEAS ARGENTINAS - AR 1847
RIO GRANDE. TDF (RGA) TO BUENOS AIRES, JORGE NEWBERY (AEP)
DEPART: 08:20 AM ARRIVE: 11:35 AM

Please take into consideration that the transfer from Ushuaia to Maria Behety will take approximately 4 hours. On departure day, the drive from the estancia to Ushuaia will take 3:30 hours and you need to be at the airport at least two hours before departure, for check-in. The cost of the round-trip transfer will be approximately \$300, or \$150 one way, and will need to be paid in cash. The estancia will coordinate the transfers with a local company.

Estancia Maria Behety
Ruta Complementaria "C", Km. 17.5
Río Grande. Tierra del Fuego V9420
Phone / Fax: +54 (2964) 424215

The Estancia Maria Behety has been able to negotiate a better rate for the auto transfer - at cost only with the same transfer company that provides the service from the Rio Grande Airport to the lodge.

- Toyota Hilux pickup truck or similar vehicle max 3 passengers maximum with luggage: \$450 USD (per vehicle one way)
- Minibus Sprinter (Mercedes Benz) 6 passengers maximum with luggage \$500 USD (per vehicle one way)
- Renault Kangoo (minivan) (basic sedan) 3 passengers maximum with luggage: \$400 USD (per vehicle one way)
- RAM (full size pickup truck 3 - 4 passengers maximum with luggage: \$550 USD (per vehicle one way)

There will be the option of combining anglers from other parties to maximize the passenger load per vehicle and subsequently reduce the overall cost of the transfer.

The transfer time will be 3 hours and 30 minutes (240 km/150 miles)

Be sure to ask your driver to stop at the famous little bakery called Panadería La Unión, it's a wonderful spot, about halfway and full of history from the island of Tierra del Fuego.

Recommended Ushuaia Hotels

Las Hayas:

5-Star hotel with view of the bay

Reservations: lashayashotelushuaia@fibertel.com.ar | (011 54-2901) 430710/8 | Fax: (011 54-2901) 430719

Reservations: (011 54-11) 4393-4750 | (54-11) 4393-0621 | www.lashayashotel.com

Los Cauquenes Resort & Spa:

5-Star, amazing service.

De la Ermita 3462, Barrio Bahía Cauquén, (9410)

Ushuaia Tierra del Fuego Patagonia, Argentina.

Tel: 011 54 (2901) 441300 | <http://www.loscauquenes.com/en/>

The Fly Shop® 800-669-3474 | 530-222-3555 | travel@theflyshop.com



Hotel Lennox:
4-star
Av. San Martin 776 (011 54 2901) 436430
http://www.hotellennox.com.ar/en_home.html

Our city hosts, LOL Argentina, are thoroughly professional at coordinating travel arrangements and organizing airport transfers, tours, hotel reservations, dinner reservations, tango lessons, etc. Information on Buenos Aires services, hotel recommendations and city highlights will be included with your deposit receipt.

Note: If you have not pre-arranged hotel to airport transfers for your flight to Rio Grande or Ushuaia, please arrange with the hotel concierge for your auto transfer to the domestic airport in Buenos Aires, Jorge Newbery. From this airport you will catch your 3 to 3 ½ hour flight to the town of Rio Grande or Ushuaia. Please allow at least two hours for check-in at the domestic airport.

Arrival in Ushuaia/Rio Grande:

After arriving at the lodge, you'll be given a brief orientation, guides will be assigned, and you'll have a chance to organize your tackle for the fishing day planned to start the next morning. There is no fishing on the first day or evening.

(Sunday - Friday) The Fishing Week:

Each of the angling days is spent fishing in both the morning and evening. The beats are rotated, and normally anglers will not have to repeat any pools during their stay. Fishermen return to the lodge in the heart of the ranch to enjoy a mid-day meal and have the chance to relax for a few hours. The lodge is only a short distance from the river, no more than half an hour to the most distant beat on the huge ranch.

At the conclusion of the angling day, fishermen return to the lodge for a hot shower, hors d'oeuvres, and a wonderful Argentine meal accented by fine Argentine wines and desserts that will add a marvelous finishing touch to each day.

Please be sure to settle any bills with the hostess the night before departure the following morning. It is also strongly suggested that you have the hostess check and reconfirm your domestic airline accommodations.

Return Home Ushuaia/Rio Grande:

The Estancia Maria Behety will provide auto transfer from the Lodge to Ushuaia (for a cost) or Rio Grande (part of your package), and assist you with your luggage and flight check in.



CONTACT NUMBERS

Holdy Tours

Alicia Regueiro

(800) 446-1111 | (925) 927-6617 | Alicia@holdytours.com

- Can book your air and any additional hotel rooms you may request.

The Fly Shop®

4140 Churn Creek Road

Redding, CA 96002

(800) 669-3474 | (530) 222-3555 | travel@theflyshop.com

LOL Argentina - Marina Macchiavello

PH Gaia: 011-54 911-3150-1667 | PH Marina: 011-54 911-5046-2536

PH Ines: 011-54 911-5505-4165 | PH Office: 011-54-11-4-777-7879

US PH Office: (406) 577-1004

E-mails:

marina@lolargentina.com | gaia@lolargentina.com | ines@lolargentina.com | ana@lolargentina.com

Estancia Maria Behety

Ruta Complementaria "C", Km. 17.5

Río Grande. Tierra del Fuego V9420

Phone / Fax: +54 (2964) 424215

011 54 2964 421829 - best choice | 011 54 2964 424215 - second best choice | 011 54 2964 430345

Estancia Maria Behety Lodge

ext. 24 Hostess | ext. 25 Guides | ext. 21 Kitchen

La Villa Maria Behety

ext. 22 Hostess | ext. 23 Gift Shop

U.S. Embassy Buenos Aires, Argentina

American Citizen Services

Av. Colombia 4300

C1425GMN Buenos Aires

The American Citizens Services (ACS) Unit of the Consular Section provides a wide range of services to American citizens visiting or residing in Argentina. So, we can better serve you, we encourage you to register with the Embassy through the State Department website if you will be travelling or living in Argentina. In case of emergency, call (54-11) 5777-4354 from 8am to 5pm or (54-11) 5777-4873 after hours.



Recommended Equipment

Single-Handed Fly Rods:

For those anglers that like to use a single-handed rod, the Rio Grande is best fished with a 9' or 9' 6" graphite rod (4 piece) designed to cast an 8, or 9 weight fly line. An 8 weight is the most common choice. Each angler should have two rods available for the trip. Each rod should be rigged with a different fly and fly line combination. This saves time changing reels, spools, and lines, maximizing your time on the water. All the vehicles at the lodge have rod racks on them and once you put your rod together upon arriving, you won't break it down until the last day of your trip. **Some rods to consider are** Scott, Sage, and R.L. Winston.

Single-Handed Fly Reels:

Most modern high quality fly reels are appropriate for the Rio Grande. The reel should be equipped with a smooth, reliable drag system that is not compromised when it gets wet. Reels should be filled with a minimum of 100 yards of 20# backing. Reel models to consider might include Hatch, Abel, Galvan, Ross, and Hardy.

Single-Handed Rod Fly Lines:

The proper collection of fly lines is more important than the rod, reel or fly you choose for the Rio Grande. You need three lines or line systems to effectively fish the Rio Grande and adjust to the constantly changing conditions.

- **Floating line:** Preferably an aggressively tapered, weight-forward fly line, like Scientific Anglers MPX "Amplitude" (textured) floating taper or Scientific Anglers Anadro floating fly line. When conditions are right, a floater really comes into play when skating dry flies or fishing a small wet fly just under the surface.
- **10' – 15' sink-tips:** This is an important line for covering the different water levels on the Rio Grande. A Type III or Type IV is just fine. Scientific Angler's Sonar Sink Tip Fly Lines Type III or Type V are the two densities to consider with the Type V more than likely the best choice.
- **24' -25 sink-tip:** Don't leave home without them, whether integrated lines, or Shooting head systems. For full lines, have a few different sink rates of the Scientific Anglers 25' Sonar Sinking Tip Fly Lines.

Our preference to the above sink options are interchangeable shooting heads. Finally redesigned and manufactured again by Rio, we are back to the factory prefabricated models. Have at least 3 in different sink rates, type3, type6, type8. We can custom make additional heads for lengths and grain weights not available from the factory. With a shooting head system, you will also need an appropriate running-line behind them, to compliment the heads.

Custom head options:

- 27 foot (T-8) (216 grains)
- 27 foot (T-11) (297 grains)
- 27 foot (T-14) (378 grains)



Double-Handed Fly Rods:

Having grown rapidly in popularity over the past 10 years, 95% of Rio Grande anglers are now fishing double-handed Spey rods. Advantages in casting distance, line control, and placing the fly accurately in wind make it the most efficient tool on the river, especially for those with shoulder or elbow problems. Many people coming to Spey casting for the first time are intimidated by it and think that it is a difficult discipline to learn. This, however, is a myth. In fact, it is much easier to become proficient at an intermediate level than it is with a single-handed rod. You already know how to cast a fly rod; you just need to learn to handle a longer one with both hands. Taking a day or two of formal lessons prior to your trip, you will be able to fish the Rio Grande with great success with a Spey rod. Plus, they're downright fun to cast and fish with. When considering a double-handed rod, don't automatically go for the longest and strongest rod on the market. Get together with a casting and rod expert, and test several different weights, lengths, and manufacturers until you find the rod that best fits your casting style, as well as the type of water and lines and flies you will be fishing. Some rods to consider are: We suggest 12 1/2' to 14', 7 or 8weight rods. Scott Fly Rod double handed rods are great tools, very castable, light in the hand and high quality. Sage offers models, also very nice. Our favorite all-around two-handed rods for the Rio Grande for someone new to this type of fishing is a 13'6" (7-weight) rod. If looking for a less expensive model, our house brand TFS Signature 2 handers are amazing for the price.

Double-Handed Fly Reels:

Most modern high quality fly reels are appropriate for the Rio Grande. The reel should be equipped with a smooth, reliable drag. Reels should be filled with a minimum of 200 yds of 20 or 30 lb. backing. Spey reel models to consider might include Hatch, Abel, Hardy, Ross, and Galvan.

If you want a more aesthetic experience, check out the "Classic" Farlex or Hardy. They are beautiful and sound amazing when a fresh sea run fish is pulling line off it!

Double-Handed Rod Fly Lines:

There has been more development and subsequent progress with double-handed fly lines in the last few years than in any time before. For fishing on the Rio Grande, the logical way to go is an interchangeable shooting head/tip system.

Skagit & Scandi Lines - Modern 2-Handed Rod Shooting Heads:

These revolutionary new short-belly lines are easy to cast and the logical way to go when fishing sink tips and big flies or even skating dries. What's more, these lines are relatively easy to learn and are ideal for the often-windy conditions found in Tierra del Fuego. It is critical that you match your specific rod with an appropriate grain weight Skagit and Scandi line. Skagit lines are designed to cast interchangeable sink tips made from varying lengths of T-14 (17) (11) (8) (tungsten level-line) to get the fly deep. Scandi's are full floating versions of the short belly shooting heads and designed to launch dry flies and shallow presentation wet flies. Both Rio and Airflo make great Skagit and Scandi heads. AirFlo Fly Lines: Skagit Compact head (for sink tips) and the Scandi Compact (for floating line work). Rio Fly Lines: Skagit Max Head (for sink tips) and the Rio Scandi heads (for floating line).

See diagram on the next page for reference and set up of the interchangeable head systems for 2 handed rods.

Running Lines:

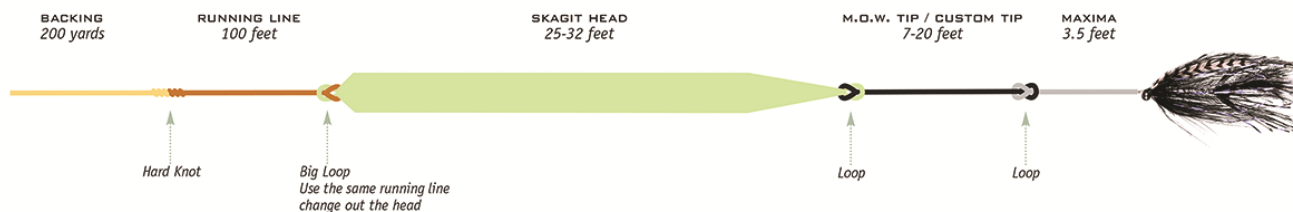
Behind any of these shooting heads you will need a separate running line. Attach the head with a loop-to-loop connection to the running line. There are many different running lines, and a few to consider: Varivas Shooting Line, Rio Slick Shooter or Grip shooter and Trilene Big Game (these are mono style). Also, Rio's Connect Core running line (factory style, feels and looks like fly line).

Skagit & Scandi Lines

Skagit Style Shooting Heads – *easiest to cast spey system*

These lines were developed by steelhead anglers to fish deep sinking tips and larger flies in winter conditions. The compact heads allow anglers to fish very dense, heavy tips and larger flies than is possible with longer spey lines. They also excel in windy conditions and help cast smaller D-loops when you've got your back to the wall.

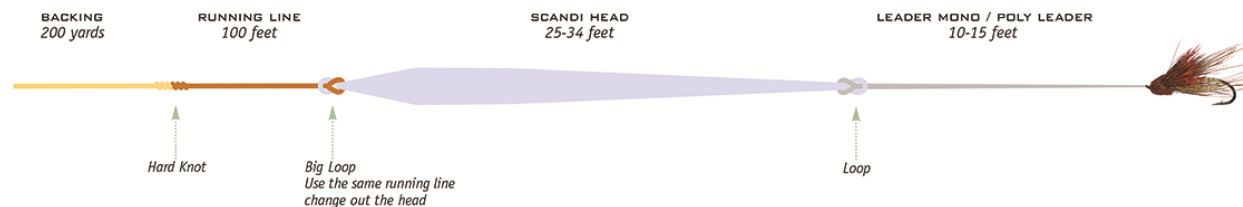
Skagit shooting heads have short, dynamic tapers designed to generate enough power to deliver deep sinking tips. Head lengths vary from 20 to 30 feet with looped ends. The rear is attached to running line, and tips (either MOW, iMOW or custom) are added to the front, creating a full head and maximum versatility.



Scandinavian (Scandi) Style Floating Shooting Heads

Scandi heads are designed to cast tight loops and make long distance casts as easily and effortlessly as possible. These type of spey lines are ideal for summer and fall steelhead, Atlantic salmon, and sea trout when the fish are aggressive and move to the surface. All our Scandi heads are factory looped on each end.

Scandi-type floating shooting heads attach at the rear to any shooting line, which is in turn attached to the running line then backing and then reel. At the front end most experts just attach a 10' to 14' poly or mono leader. Poly leaders are ideal to fish just below the surface while a tapered mono leader is the best choice to skate dries.



The Fly Shop

Be sure to give us a call if you have any questions on how to set up your spey rig **800-669-3474** or email us at: info@theflyshop.com. www.theflyshop.com

Tips & Shooting Heads:

Stock your tip wallet with at least 6 tips in varying lengths of T-8, T-11, or our favorite **T-14 tips in 5', 7.5', 10', 12.5', 15' and 17.5'** to achieve different depths depending on the run. The Rio MOW Tip Kits are great up to 12.5'. The Fly Shop® will build you custom T-14 tips in 15' and 18.5' lengths, as well as some tips of **T-17 and T-20 in 12.5' and 15', 17.5' and 20' lengths** for those situations where you must dredge.

Mow Tips:

Rio's expert staff (McCune/O'Donnell/Ward) developed the MOW Tip system. These new tips, designed for Skagit lines, use a formula of consistent length by integrating varying lengths of floating and sinking sections. Gone is the need for complicated cheaters. The new Skagit MOW tips are the fishiest, easiest casting, user-friendly sink tips ever made. They'll allow anglers using Skagit lines to cover every likely fishing situation and condition and are appropriate for all spey rods. The MOW tips are the absolute ultimate in versatility. Heavier tips use more dense versions of seamlessly connected sections of Tungsten line. One kit covers all the bases for your rod. Simply put MOW tips make casting sink-tips much easier without having to change your casting technique and execution.



If you are interested in learning more about double-handed rods, the various lines, tips and shooting heads as well as casting and fishing lessons, call or email Justin Miller (justin@theflyshop.com), our resident double-handed expert, here at The Fly Shop® (800) 669-3474.

Rio MOW Tip Kit Heavy T-14 (1 each of the following):

Length	Grains	Description
10'	575 Gr.	10' Floating
10'	575 Gr.	7.5' Floating/2.5' T-14
10'	575 Gr.	5' Floating/5' T-14
10'	575 Gr.	2.5' Floating/7.5' T-14
10'	575 Gr.	10' T-14
12.5'	575 Gr.	12.5' T-14

Additional Sinking Tips, CUSTOM BUILT BY TFS:

- 15' T-14, 17.5' T-14, 12.5' T-17, 15' T-17, 17.5' T-17 & 20' T- 17
- 12.5' T-20, 15' T-20, 17.5' T-20 & 20' T- 20

*All custom built by The Fly Shop®

Leaders & Tippet:

While seatrout on the Rio Grande are not leader shy, leader and tippet material made from fluorocarbon is recommended because it does not degrade from exposure to UV light (very intense in Patagonia!) as monofilament does. When compiling your leader selection, keep it simple. You will need three 9' - 16 lb. knotless tapered leaders, preferably Seaguar Fluorocarbon. In addition to the tapered leaders, you will want to bring fresh spools of 10 lb., 12 lb., 15 lb & 20 lb. Seaguar Gold or Maxima Ultra Green – guides choice. For Spey rods also remember to have long 14' to 15' Spey leaders for the floating line work. Rio mono Spey leaders or AirFlo Poly leaders are perfect. Off the sink tips, your guide will direct you to what they prefer in terms of length. Usually 3' to 5' lengths of strong tippet are all you will need for a leader off the sink tip unless your guide instructs otherwise.

Rio Grande Flies:

Sea-run brown trout on the Rio Grande are much more concerned with presentation than with exact imitations. Swinging nymphs and streamers occupies the vast majority of the fishing. A selection of two to three dozen flies is adequate. When water levels are low and clear, small nymphs, #12 - #8 are the rule. When water levels are up, and clarity of the water off, bigger is better, sizes #6 - #2. Bright colors like chartreuse work well in dirty water. Dry fly fishing, especially when the wind lies down, is exciting, a handful of skaters is plenty. Make sure all the flies you bring to TDF are tied on heavy wire hooks, especially the smaller bugs. These fish are big and will take advantage of weak hooks.

Wet Flies:

- E.M.B. Rubber Legs - #10
- Green Machine - #8
- TDF GBRL Prince - #6
- Fastwater Prince - #6
- Red Butt Bomber
- Bitch Creek - #4 - 8
- Montana Nymph - #8, and other white rubber legged flies



- LGB - #2
- Yuk Bugs - #4 - 8; black with white rubber legs
- Dark Stone - #8 – 12
- Prince Nymph (beaded & non-beaded) - #8 - 12

Streamers:

- Wooly Buggers and Crystal Buggers! Black, Olive and Purple in sizes 8 - 2 with and without white rubber legs
- Bunny Leeches: Black, Olive, Purple, and Brown in sizes 2, 4, 6
- String or Articulated Leeches (Sleeches and Skagit Minnow) up to 4” in length: Black, Purple, Olive
- Most Steelhead and Atlantic salmon flies have proven to be highly effective.

Dry Flies:

In TDF “dries” are larger dries, fished steelhead style, with ruffle hitches and skated across the surface.

- Steelhead Bomber (green)
- Muddler Minnow
- Paulson’s Titanic
- Skopper

Tube Flies:

This style of fly is tied on plastic or aluminum tubes in varying lengths and weight.

- Temple Dog - Black & Silver, this is a great fly for the last hour of fishing, various lengths can be productive.
- Editor - Good fly for fading light
- Collie Dog Variant - Original is all black. This can be tied with all gold or black with gold body for colored water.
- Cascade - Great pattern for Atlantics and Seatrout, very useful for colored water.
- Lune Special - Black, silver and blue are good colors. Can be fished on the surface or sunk.
- Cone Head Trailing Tube Fly - Black/Blue, Purple
- Sunray Shadow - A very productive fly, do NOT show up without them!

Rio Grande Fly Selections available at The Fly Shop®:

Our experienced staff will gladly (in fact, we recommend it!) put together a specific Rio Grande custom fly selection for you based on the weekly reports we receive from the guides.

These selections contain exactly the flies you’ll want to have to be successful and are packaged at a savings to you.

The Sea Run Trout Fly Selection (Order Code: #3559) retails for \$149.95, with a fly value of \$170 (savings of 30%!).

Give us a call (800) 669-3474 or send us an email travel@theflyshop.com we are happy to help.

Wading Staff:

If you use a wading staff on your home waters, then bring it to Argentina. It will come in handy.



Fishing Vest or Tackle/Vest Pack:

For vests, we like a high-quality product, in a 'shorty' model. Choose one that has room for a rain jacket, or camera in the back. Brands we like are Fishpond and Patagonia. If you prefer a tackle pack, take a good look at Fishpond, Patagonia, and Simms.

Small Day Pack:

This can be an important article to include while packing. We like a waterproof, top-loader day packs that can hold extra gear, clothes, flies, camera, snacks, etc. Fishpond and Patagonia have very nice waterproof packs.

Tools:

These are essential to any fisherman and should not be left behind. Make sure you bring your nippers, pliers, hemostats, and hook file.

Polarized Sunglasses:

Good quality polarized sunglasses are a must. Polarized sunglasses not only let you spot fish more effectively but protect your eyes from the intense sunlight experienced in Patagonia, as well as hooks. Smith, Costa del Mar, and Oakley make some of the best. It is advised to bring two pair, as sunglasses tend to break, get lost, or fall into the river more often than most other gear. Chums are great for preventing this!

Safety Glasses:

This is important! You will fish for seatrout on the Rio Grande well into dark each evening session. It's very important, that you protect your eyes, as accidents happen. Please go down to the hardware store and purchase a pair of clear, wrap-around safety glasses and wear them when the light gets low.

Headlamp/Flashlight:

Our favorites have LED bulbs and are rechargeable.

Sun Protection:

The summer weather in Tierra del Fuego is generally pleasant. Average temperatures range between the low 50's and mid 80's. Though usually not hot, the ultra-violet rays of the sun in this part of the world are very intense and will burn even the most sun-seasoned anglers. Brimmed hats, long-sleeved shirts, and frequent use of a strong sun block (SPF 30+ UVA UVB) are highly recommended. The tops of the ears get it the worst if they are not under the protection of the hat. Reapply after lunch!

Recommended Clothing

Remember, in the southern hemisphere the seasons are opposite of those in the northern hemisphere. The air temperature in Tierra del Fuego is not particularly cold, as it is their summer, but the wind blows constantly and creates a chill factor that can be uncomfortable. Much of the fishing is done in the morning and late evening hours when temperatures are at their daily ebb. And it can rain heavily or lightly at any time throughout the season. So be prepared to dress warmly. Clothing strategies should be based on the "layering system," the idea being to trap heated air generated by your body between multiple layers of insulation. The layering system also allows you to adapt to air temperature, body temperature according to activity level, and whatever Mother Nature dishes out. Here is the formula preferred by the staff at The Fly Shop®:



Base Layer:

Start off with a synthetic fabric next to your skin (Patagonia Capilene is a good start). This often is a pair of thermal underwear (tops and bottoms) and they usually come in three weights: light, mid and expedition. According to your individual metabolism, pick what is best for you. Synthetic (non-cotton) materials retain little moisture and "wick" moisture away from your skin. This is very important when you are walking in waders or when outside temperatures heat up.

Thermal Layer:

Your second layer of insulation should match the weather and conditions you are going to be fishing in. Use lighter weight insulation for cool weather days, mid-weight for colder conditions, and a heavy-weight layer for really frigid days. Fleece is an outstanding choice here in tops and bottoms, or overalls. The new merino wool is also a good choice as, like fleece, it stays warm when damp. Puffy Jackets are great as an additional layer as well. Skwala, Patagonia, and Simms make excellent fly-fishing specific products.

Socks:

Anglers should bring enough socks to alternate daily. For a week's fishing trip, three pairs should be fine. Do not wear the same socks every day, but alternate, leaving one pair to dry and air while wearing the other set. We layer on our feet just like on our bodies. Thin liner socks to wick and keep your feet dry, thicker wool or synthetic socks to insulate. Wool and polypro is our favorite combination in for socks. Try on your socks with your waders and wading boots before you leave for your trip to ensure that you have plenty of room to move your toes. Being unable to move your toes and cramping of your feet in your wading boots are the biggest reasons for numb toes and cold feet. We've experienced great success with the disposable air-activated heating pads available at many outdoor stores. Removal from the cellophane wrapper activates them and they then simply stick to the outside of socks for hours of cozy warmth. Simms and SmartWool make great wading socks.

Wool or Polypropylene Gloves:

Fingerless gloves are great for cold, rainy days. Neoprene gloves are fine but retain a lot of water when wet. We have had the best success with synthetic or wool gloves.

Outer Layer:

Your final layer should be a breathable wader and a rain jacket when the conditions require it.

Rain Jacket:

High quality Gore-Tex® type products are the best. Your rain jacket should be 100% waterproof and breathable. Rain jackets must be seam sealed, multi-layered, of QUALITY construction and from a recognized outdoor clothing company. Jackets specifically designed for fly fishermen are the most comfortable and practical. Skwala, Patagonia, and Simms make great products.

Waders:

Stocking foot, breathable waders are the way to go. You will experience little or no moisture build-up inside the waders, even after a long hike; they wear like iron and are comfortable to be in all day. These modern waders take up a fraction of the space in your luggage as compared to the old-style neoprene waders. For safety, we strongly recommend always wearing a wading belt. We recommend Skwala, Patagonia, and Simms high end waders.

Wading Boots:

The Rio Grande is a very easy river to wade, with a bottom formed of non-slippery pea gravel, and mellow currents throughout. For this reason, the new knobby, “sticky” rubber Vibram soled wading boots are recommended. They are also much longer lasting than felt soles and are more environmentally friendly in reducing unintentional transport of New Zealand mud snails, and other invasive species, from river to river. Felt soled wading boots are allowed but be responsible and clean them thoroughly. Metal or carbide studs are not necessary and not recommended. Gravel guards are a must. We recommend Korkers, Simms, and Patagonia.

NOTE: If you return annually to EMB, you might consider leaving a pair of waders and boots on-site at the lodge for your use when you are there. We have many anglers who do this, saving the need to haul them back and forth.


Fishing Hat:

Look for a hat that is comfortable, relatively waterproof, and that has a good size brim to shade your eyes and face.

We hope you are excited about your upcoming trip to Tierra del Fuego. You have an absolutely wonderful trip to look forward to. The information below should prove to be helpful in your trip preparations. If you have any questions, please don't hesitate to call us at (800) 669-3474 or email travel@theflyshop.com

Luggage Identification Tags:

We are sending you two Luggage Identification Tags to place on your luggage between Buenos Aires at Tierra del Fuego. These brightly colored tags will allow the Estancia Maria Behety Guides to easily identify what luggage is headed to what lodge and avoid any luggage transportation issues. Please loop the luggage tags (see below) onto your luggage before your flight to Rio Grande or Ushuaia. Thank you.



Frequently Asked Questions

Rio Grande Legal Reference Fishing Hours:

December: 06:00 to 22:30

January: 06:00 to 22:30

February: 06:00 to 22:00

March: 08:00 to 21:30

April: 08:00 to 21:00

Is there laundry service at the lodge?

There is limited laundry service at the Maria Behety.

Does the lodge have internet service?

Yes, the Maria Behety has high speed internet service (Wi-Fi).

Does the lodge accept credit cards?

The lodge does NOT accept credit cards for anything. Cash in USD\$ is preferred.



What form of payment is preferred for Gratuities and Ushuaia Transfers?

Please be prepared to pay cash \$USD for gratuities and any Ushuaia transfers to and from the lodge.

Do I need a power adapter for charging my camera, razor, etc?

The power in Argentina is 220 volts with a European 2-prong plug. Most modern electrical devices like cameras, iPods, laptops, GPS, and satellite telephones will accept 110 – 240 volts and output automatically to US standard 110. For these devices, all you will need is a simple plug adaptor. If, however, your device does not convert to 110, it is best to bring an external converter. We suggest a dual-wattage foreign travel AC converter; it lets you use 110 volts A/C devices on 240 volts A/C for motorized or heat producing devices up to 50 watts, such as radios, irons, lamps, and handheld hair dryers.

What kind of spirits are served at the Lodge?

Along with an extensive list of fine Argentine wines Estancia Maria Behety Lodge stocks the following spirits:

Bacardi Oro X	Gin Bombay	Tequila Jose Cuervo
Vodka Danzka	Whiskey Cutty Shark	Whiskey Jim Beam
Bacardi Superior	Liqueur Amaretto	Vermouth Cinzano
Vodka H. Walker	Whiskey Grant's	Whiskey Teachers
Bitter Campari	Pisco Capel	White Vermouth
Vodka Orloff	Whiskey J&B Rare	Whiskey VAT 69
Cognac Courvoissier	Ron Cabo Cruz	Vodka Absolute
Vodka Smirnoff	J&B Reserve	Whiskey White Horse
Gin B. Sapphire	Tanqueray Gin	
Whiskey Ballantines	J.Walker Red	

Are there hair dryers at the lodge?

The lodge does have hair dryers for use. Please let the hostess know and they will provide one.

New:

Fishing permits/ license (\$300 paid direct to the lodge in cash \$USD).

Fishing permits/licenses are no longer included in the angling package at Estancia Maria Behety Lodge or La Villa. Cost of the one-week fishing license is \$300 per angler and paid direct to the lodge in cash \$USD.

Credit Cards are NOT accepted at EMB

How many fish will I catch?

The Rio Grande is unquestionably the finest sea-trout fishery on earth. The numbers of fish are unmatched anywhere, the river is unspoiled, and it is basically not a hard river to fish. That said, these are anadromous fish on their way to their spawning grounds, and like anadromous fish everywhere, they are not feeding like resident fish. That is a strike against anyone fishing the Rio Grande.

However, it is virtually impossible to visit the river for a week and not catch sea trout. If you are an experienced fly angler and you pay attention to your guide, you will land an average of about two to three sea trout per day, and hook about the same over and above that. Even if you are a beginner, you will catch fish, though not as many.

Interestingly, skill levels are reflected in the number of fish you will catch, but no one can control the size of the fish you might hook. A beginner has a much of a chance at a fish over 20 pounds as does anyone else!



Gratuities:

Gratuities are a personal decision based on service rendered. Normally guides and staff are tipped upon departure in accordance with their individual effort and service. In most cases we like to leave a gratuity with the lodge manager or host. For Estancia Maria Behety Lodge you should consider between 10% to 15% of the trip rate for a total gratuity. Of this total, 30% to 40% should be for the lodge staff and the balance to the guides. If you have any questions concerning gratuities, please feel free to call or ask the lodge/camp manager or host for guidelines.

The Wind:

If you are an experienced fly fisherman, you have no doubt heard about the wind on the Rio Grande. It is all true, but it is not a simple situation. The wind varies considerably both in strength and direction many days.

However, the river meanders considerably, so that it is usually possible to find a pool where the wind is not an insurmountable obstacle and may be a large advantage. The guides are all very knowledgeable about various means of adapting your cast to the wind, and while it can be frustrating and difficult, it is not impossible. If you have never cast a fly rod, it would prove very difficult on some days, however. When considering the wind, or any of the other challenges of fishing the Rio Grande, it is most helpful to keep in mind that this is the best sea trout fishing in the world, and it is worth a few difficult days to experience it!

Suggested Reading on Argentina & Patagonia

- In Patagonia - Bruce Chatwin
- The Old Patagonia Express - Paul Thoroux
- A River for Christmas - Ernest Schwiebert
- The Uttermost Part of the Earth - Lucas E. Bridges
- Tierra del Fuego - Natalie R. Goodall
- The Voyage of the Beagle - Charles Darwin
- Birds of Patagonia, Tierra del Fuego & Antarctic Peninsula - Enrique Couve, C. Vidal
- Culture Shock Argentina - NEW!!! (Easy and enjoyable to read culture guide.)
- Over the Edge of the World - by Laurence Bergreen

Helpful Information

Fish Estimation Formulas:

This is a widely accepted formula that will give you a fair estimate of your released trout's weight.

$$\frac{G \times G \times L}{800}$$

G = girth (inches)

L = length (inches)

W = Weight (pounds)

For sea-trout specifically, the following formula was developed by the University of Montana as part of their ongoing study of populations of the Rio Grande, Tierra Del Fuego.

$$\text{Weight (lbs)} = 64.16 \times (\text{length in meters} \times \text{girth in meters})^{1.467}$$



Using this formula, the tabulations below are included for your reference. Denominations = inches and pounds.

Girth	15	16	17	18	19	20	21	22	23	24	25	26	27	28	29	30
Length																
30	10.4	11.5	12.6	-	-	-	-	-	-	-	-	-	-	-	-	-
31	11.0	12.1	13.2	14.3	-	-	-	-	-	-	-	-	-	-	-	-
32	11.5	12.6	13.8	15.0	16.2	-	-	-	-	-	-	-	-	-	-	-
33	12.0	13.2	14.4	15.7	17.0	18.3	-	-	-	-	-	-	-	-	-	-
34	12.6	13.8	15.1	16.4	17.8	19.1	20.6	-	-	-	-	-	-	-	-	-
35	13.1	14.4	15.7	17.1	18.5	20.0	21.5	23.0	-	-	-	-	-	-	-	-
36	13.7	15.0	16.4	17.8	19.3	20.8	22.4	23.9	25.6	-	-	-	-	-	-	-
37	-	15.6	17.1	18.6	20.1	21.7	23.3	24.9	26.6	28.3	-	-	-	-	-	-
38	-	-	17.8	19.3	20.9	22.5	24.2	25.9	27.7	29.5	31.3	-	-	-	-	-
39	-	-	-	20.1	21.7	23.4	25.2	26.9	28.8	30.6	32.5	34.4	-	-	-	-
40	-	-	-	-	22.5	24.3	26.1	28.0	29.8	31.8	33.7	35.7	37.8	-	-	-
41	-	-	-	-	-	25.2	27.1	29.0	30.9	32.9	35.0	37.0	39.1	41.3	-	-
42	-	-	-	-	-	-	28.0	30.0	32.1	34.1	36.2	38.4	40.6	42.8	45.0	-
43	-	-	-	-	-	-	-	31.1	33.2	35.3	37.5	39.7	42.0	44.3	46.6	49.0
44	-	-	-	-	-	-	-	-	34.3	36.5	38.8	41.1	43.4	45.8	48.2	50.7
45	-	-	-	-	-	-	-	-	-	37.8	40.1	42.5	44.9	47.3	49.8	52.4
46	-	-	-	-	-	-	-	-	-	-	41.4	43.9	46.4	48.9	51.5	54.1
47	-	-	-	-	-	-	-	-	-	-	-	45.3	47.8	50.5	53.1	55.8
48	-	-	-	-	-	-	-	-	-	-	-	-	49.3	52.0	54.8	57.6
49	-	-	-	-	-	-	-	-	-	-	-	-	-	53.6	56.5	59.4
50	-	-	-	-	-	-	-	-	-	-	-	-	-	-	58.2	61.1

Conversions from Metric to U.S. Equivalents

To convert	into	multiply by
Centimeters	Inches	.394
Meters	Yards	1.093
Kilometers	Miles	.621
Kilograms	Pounds	2.205

Metric Equivalents

- 1 inch = 2.54 centimeters
- 1 yard = .9144 meter
- 1 mile = 1,609.3 meters or 1.6 Kilometers
- 1 pound = .454 kilograms
- 1 acre = .4047 hectare
- 640 acres (1 sq mi) = 259 hectares (2.59 sq km)



ESTANCIA MARIA BEHETY TRAVEL CHECKLIST

- Airline Tickets and Itinerary
- Valid Passport
- 2 Copies of Passport (packed separately)
- Wallet
- Cash USD\$
- Credit cards
- Fly Rods
- Fly Reels
- Spare Spools, Spare Lines
- Leaders
- Tippet
- Fly boxes
- Dry Flies
- Streamers
- Nymphs
- Floatant
- Nippers, Pliers, Scissors
- Fishing Vest/Tackle Pack
- Tackle Bag
- Reel Lubricant
- Hook file or Stone
- Knot Tool
- Hemostats
- Polarized Sunglasses
- Extra pair of Sunglasses
- Reading Glasses
- Safety Glasses (for fishing into dusk)
- Waders
- Wading Belt
- Wading Boots
- Gravel guards
- Toilet Articles
- Prescription Medications
- Ibuprofen
- Notebook
- Playing Cards
- Plastic Garbage Bags
- Tape measure
- _____
- _____

- Waterproof Bag for Laundry
- Rain Jacket
- Light Socks
- Heavy Socks
- Zip-Lock bags
- Headlight (LED)
- Emergency Telephone Numbers
- Destination address
- Maps
- Pocket Knife (pack in checked baggage)
- Buff®
- Slacks and Pants
- Belt
- Shirts
- Undershirts, under shorts
- Under-wader wear
- Light pile or fleece pants
- Fishing Hat or stocking cap
- Fleece or pile jacket/pullover
- Long-sleeved Shirts
- Short-sleeved Shirts
- Fishing Gloves
- Pen and Pencil
- Reading Book
- Addresses & phone numbers
- Cell Phone & charger
- Camera, battery charger, storage card
- Sun Screen SPF 30+
- Lip Balm SPF
- English/Spanish Dictionary
- Flask
- Smartphone &/or Tablet with charger
- _____
- _____
- _____
- _____